

Miniature Contactors and Starters that Pack a Punch



Rated
690 V



RoHs
Compliant

AC and DC
Reversing



AC and DC
Coils

Pluggable Surge
Suppressor Modules

CA8 Family of Motor Controllers

Compact Dimensions

Same size for AC or DC modules means less panel space and lower cost

CAT8 Miniature Starter

Consists of a CA8 Contactor PLUS a CT8 Thermal Overload Relay

Mechanically Interlocked AC or DC Reversing

CT8 Thermal Overload Relay Accessories



- Class 10 motor protection
- Manual or Automatic reset
- NO and NC contacts
- Adjustable overload dial
- Trip indication

CA8 Miniature Contactors
for motors up to 7.5 HP (@460V)

CRC Pluggable surge suppressor
Easily snap in place, no wiring required

Auxiliary Contacts
Multiple accessories mount on front of contactor for a smaller footprint

H-shaped Self Cleaning Auxiliary Contacts
Provide a 4-way current path for high contact reliability



Sprecher + Schuh's new CA8 Series of miniature contactors and starters provide an extremely compact and reliable method of controlling motors of 7.5 HP or less (@460V). The CA8 Series is an economical choice for applications where space is limited or where a minimal enclosure is desired.

Small but rugged

Even though their contacts and coils are not replaceable, Sprecher + Schuh has subjected this series of contactors to monitored endurance tests that demonstrate their ruggedness. At full load, under 3-phase power, the contacts in the CA8 have an electrical life of 700,000 operations, while the AC magnet system has a mechanical life of 15,000,000 operations.

Pluggable Surge Suppressor Modules

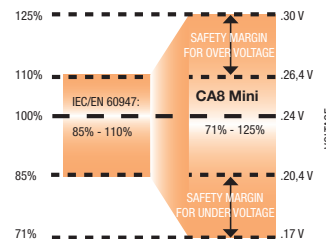
- Suppressor modules are simply plugged on the front of the contactors, next to the auxiliary contact blocks.
- No wiring required.
- Fast and easy installation.

Auxiliary Contact Reliability

- Bifurcated, AgNi (silver/nickel) plated contacts for high contact reliability for electronic signals 2mA/15V.
- H-shaped self cleaning auxiliary contacts providing a 4-way current path ensure high contact reliability for low energy switching.

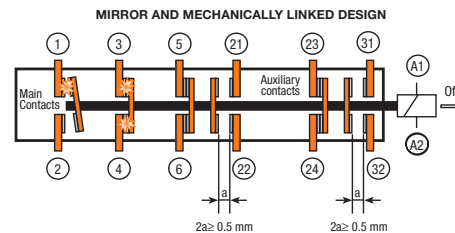
High Performance AC & DC Coils

- Wide range DC coils can provide reliability in case of over- and under-voltage, a common issue with battery-fed control power supply systems.
- The low coil consumption allows the contactors to be directly controlled via a PLC.
- Mirror contact between main and auxiliary contacts as per IEC 60947-4-1 prevent any status condition if a N.O. power pole welds.



All Around Safety in Every Aspect

- Mechanically linked performance between main contacts and internal auxiliary contacts. This feature provides status feedback in the event of a contact weld.
- If a contact welds, the auxiliary contact remains in the correct position indicating that power circuitry is not shut off correctly.



Top Mount Mechanical Interlock

- Allows for AC or DC reversing operation

Selected Technical Information

I _e [A]	Ratings for Switching AC Motors (AC2 / AC3 / AC4)									Auxiliary Contacts per Contactor		Open Type
	3 Ø kW (50 Hz)			UL/CSA HP (60 Hz)								
				1 Ø			3 Ø					
AC-1	230V	400V 415V	500V	115V	230V	200V	230V	460V	575V	NO	NC	Catalog Number
Non-Reversing, Three Pole Contactors With AC Coil, Series CA8 (Open type only)												
20	3	4	4	1/2	1-1/2	2	2	5	5	1	0	CA8-09-10-*
										0	1	CA8-09-01-*
20	3	5.5	5.5	3/4	2	3	3	7-1/2	7-1/2	1	0	CA8-12-10-*
										0	1	CA8-12-01-*
Non-Reversing, Three Pole Contactors with DC Coil, Series CA8 (Open type only)												
20	3	4	4	1/2	1-1/2	2	2	5	5	1	0	CA8-09C-10-*
										0	1	CA8-09C-01-*
20	3	5.5	5.5	3/4	2	3	3	7-1/2	7-1/2	1	0	CA8-12C-10-*
										0	1	CA8-12C-01-*

Coil Codes *

AC Coil Code	Voltage Range	
	50 Hz	60 Hz
12	12V	12V
24Z	24V	24V
48	48V	48V
120	110V	120V
208	200V-220V	200V-220V
240	240V	240V
380 ⊕	Use Coil Code 400	
400 ⊕	400V	400V
480	440V	480V
575 ⊕	Use Coil Code 600	
600 ⊕	525V	600V

DC Coil Code	Voltage
12D	12V
24D	24V ⊕
48D	48V
110D	110V
125D	125V
220D	220V