
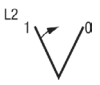
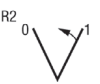




Two Position Selector Switches, Non-Illuminated (Complete Kits) ①

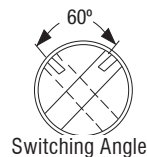
Switching Positions	Contact Block(s) ②③	Plastic operator with plastic bezel	Metal operator with metal bezel
		Catalog Number	Catalog Number
 M2	Oper. Only	D7P-♣M22	D7M-♣M22
	1	D7P-♣M22P▼	D7M-♣M22P▼
	2	D7P-♣M22P▼	D7M-♣M22P▼
 L2	Oper. Only	D7P-♣L22	D7M-♣L22
	1	D7P-♣L22P▼	D7M-♣L22P▼
	2	D7P-♣L22P▼	D7M-♣L22P▼
 R2	Oper. Only	D7P-♣R22	D7M-♣R22
	1	D7P-♣R22P▼	D7M-♣R22P▼
	2	D7P-♣R22P▼	D7M-♣R22P▼

Complete Kit Ordering Instructions ④

D7P	–	♣	M2	2	P	▼
Oper. Construction		Operator Type	Oper. Function	Knob Color	Mounting Latch	Contacts ②③
D7P - Plastic operator with plastic bezel (Type 4/4X/13, IP66) D7M - Metal operator with metal bezel (Type 4/13, IP66)		S - Standard knob H - Long knob ⑤ List price changes	M2 - Maintained, 60° switching L2 - angle Spring return R2 - from left, 60° Spring return from right, 60°	2 - Black knob, white insert	P - Plastic latch <i>(D7P and D7M offered with plastic latch as standard)</i> M - Metal latch List price changes	X10 - 1NO X01 - 1NC X20 - 2NO X02 - 2NC X11 - 1NO/1NC

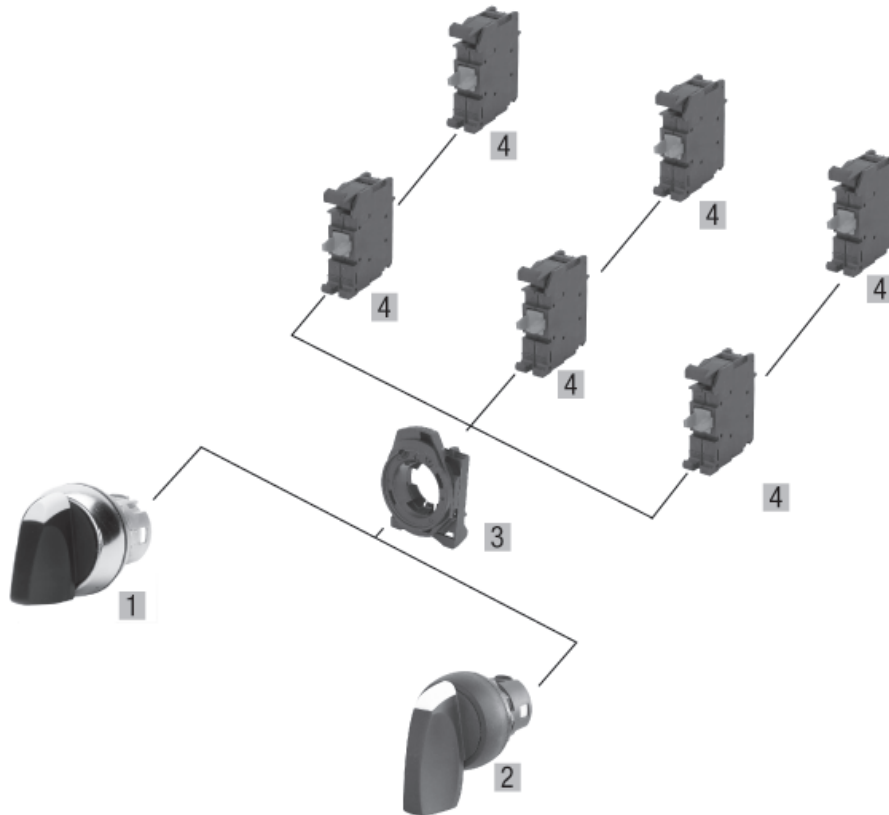
↻ Positive Opening per EN60947-5-1 (applies to all NC contact block styles)

Contact Type	Mounting Position on Latch		
NO	All slots	O	X
NC	All slots	X	O



- ① Legend plates sold separately. See page H73 for information.
- ② Up to 6 contact blocks (3 across / 2 high) can be attached.
- ③ See page H74 for complete kit ordering information on other special contact blocks: Early make, late break, low voltage contact blocks.
- ④ Contact actuation is reversed for "L2" type switch.
- ⑤ 30mm hole spacing will not work if long knob lever is used. See page H86 for recommended operator panel spacing.

Two Position Selector Switches, Non-Illuminated (Components) ❶



Component	Catalog Number	Pkg. Qty.
01 Standard knob, plastic operator, front bezel ❷		
Maintained 60° Black	D7P-SM22	1
Spring return from left, 60° Black	D7P-SL22	
Spring return from right, 60° Black	D7P-SR22	
Standard knob, shiny metal operator, front bezel ❷		
Maintained 60° Black	D7M-SM22	1
Spring return from left, 60° Black	D7M-SL22	
Spring return from right, 60° Black	D7M-SR22	
02 Long knob, plastic operator, front bezel		
Maintained 60° Black	D7P-HM22	1
Spring return from left, 60° Black	D7P-HL22	
Spring return from right, 60° Black	D7P-HR22	
Long knob, shiny metal operator, front bezel		
Maintained 60° Black	D7M-HM22	1
Spring return from left, 60° Black	D7M-HL22	
Spring return from right, 60° Black	D7M-HR22	

Component	Catalog Number	Pkg. Qty.
03 Tool-less Mounting Latch (for snap-on contact blocks and power modules)		
Plastic Latch	D7-ALP	10
Metal Latch	D7-ALM	
04 Contact blocks ❸		
NO	D7-X10	10
NC	D7-X01	
NO, low voltage	D7-X10V ❹	
NC, low voltage	D7-X01V ❹	

- ❶ Legend plates sold separately. See page H73 for information.
- ❷ Up to 6 contact blocks (3 across / 2 high) can be attached.
- ❸ 90° offset knob operators for vertical mount enclosure are available. Add the "N" designation to selected operator part number. Example, D7P-SM22N.
- ❹ Low voltage contact blocks must be ordered separately.

Three Position Selector Switches, Non-Illuminated (Complete Kits) ①

Switching Positions	Contact Block(s) ②③	Plastic operator with plastic bezel	Metal operator with metal bezel
		Catalog Number	Catalog Number
 M3	Oper. Only	D7P-♣M32	D7M-♣M32
	2	D7P-♣M32P▼	D7M-♣M32P▼
	3	D7P-♣M32P▼	D7M-♣M32P▼
 L3	Oper. Only	D7P-♣L32	D7M-♣L32
	2	D7P-♣L32P▼	D7M-♣L32P▼
	3	D7P-♣L32P▼	D7M-♣L32P▼
 R3	Oper. Only	D7P-♣R32	D7M-♣R32
	2	D7P-♣R32P▼	D7M-♣R32P▼
	3	D7P-♣R32P▼	D7M-♣R32P▼
 B3	Oper. Only	D7P-♣B32	D7M-♣B32
	2	D7P-♣B32P▼	D7M-♣B32P▼
	3	D7P-♣B32P▼	D7M-♣B32P▼

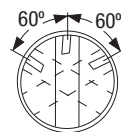
Complete Kit Ordering Instructions

D7P	♣	M3	2	P	▼
Oper. Construction D7P - Plastic operator with plastic bezel (Type 4/4X/13, IP66) D7M - Metal operator with metal bezel (Type 4/13, IP66)	Operator Type S - Standard knob H - Long knob ④ List price changes	Oper. Function M3 - Maintained, 60° switching angle L3 - Spring return from left, 60° R3 - Spring return from right, 60° B3 - Spring return from left and right, 60°	Knob Color 2 - Black knob, white insert	Mounting Latch P - Plastic latch (D7P and D7M offered with plastic latch as standard) M - Metal latch List price changes	Contacts ②③ X10 - 1NO X01 - 1NC → X20 - 2NO X02 - 2NC X11 - 1NO/1NC X30 - 3NO X03 - 3NC X21 - 2NO/1NC X12 - 1NO/2NC

→ Positive Opening per EN60947-5-1 (applies to all NC contact block styles)

Contact Development Table

Contact Type	Mounting Position on Latch			
NO	Left (slot 1)	X	0	0
NO	Center (slot 3)	X	0	X
NO	Right (slot 2)	0	0	X
NC	Left (slot 1)	0	X	X
NC	Center (slot 3)	0	X	0
NC	Right (slot 2)	X	X	0
Special Center Activation ⑤				
NO	Center CL	X	0	0
NO	Center CR	0	0	X
NC	Center CL	0	X	X
NC	Center CR	X	X	0

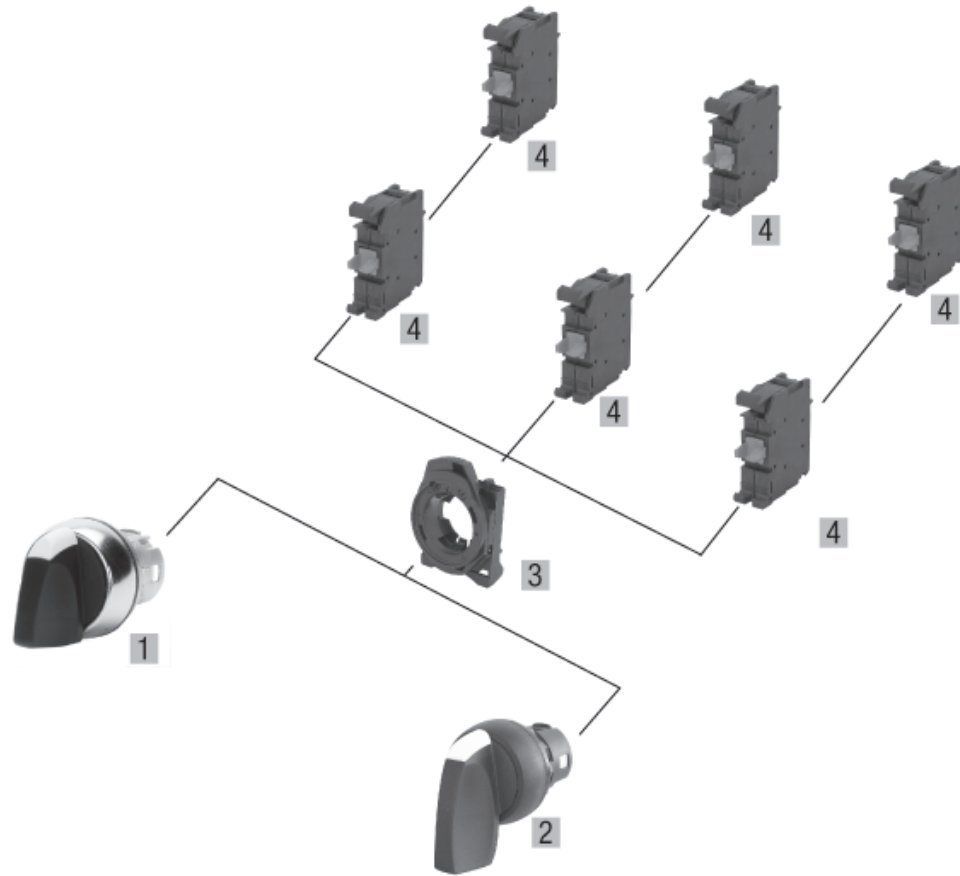


Switching Angle

- ① Legend plates sold separately. See page H73 for information.
- ② Up to 6 contact blocks (3 across / 2 high) can be attached.
- ③ See page H74 for complete kit ordering information on other special contact blocks: Early make, late break, low voltage contact blocks.

- ④ 30mm hole spacing will not work if long knob lever is used. See page H86 for recommended operator panel spacing.
- ⑤ Standard operators not available for Center position activation (CL/CR). Modification can be field installed with accessory item D7-ACP for center position activation. See Accessory page H67 to order.

Three Position Selector Switches, Non-Illuminated (Components) ①





Component	Catalog Number	Pkg. Qty.
01 Standard knob, plastic front bezel ③		
Maintained 60°	Black D7P-SM32	1
Spring return from left, 60°	Black D7P-SL32	
Spring return from right, 60°	Black D7P-SR32	
Spring return from left and right, 60°	Black D7P-SB32	
Standard knob, shiny metal front bezel ③		
Maintained 60°	Black D7M-SM32	1
Spring return from left, 60°	Black D7M-SL32	
Spring return from right, 60°	Black D7M-SR32	
Spring return from left and right, 60°	Black D7M-SB32	
02 Long knob, plastic front bezel		
Maintained 60°	Black D7P-HM32	1
Spring return from left, 60°	Black D7P-HL32	
Spring return from right, 60°	Black D7P-HR32	
Spring return from left and right, 60°	Black D7P-HB32	
Long knob, shiny metal front bezel		
Maintained 60°	Black D7M-HM32	1
Spring return from left, 60°	Black D7M-HL32	
Spring return from right, 60°	Black D7M-HR32	
Spring return from left and right, 60°	Black D7M-HB32	

Component	Catalog Number	Pkg. Qty.
03 Tool-less Mounting Latch (for snap-on contact blocks and power modules)		
Plastic Latch	D7-ALP	10
Metal Latch	D7-ALM	
04 Contact blocks ④		
NO	D7-X10	10
NC	D7-X01	
NO, low voltage	D7-X10V ④	
NC, low voltage	D7-X01V ④	

- ① Legend plates sold separately. See page H73 for information.
- ② Up to 6 contact blocks (3 across / 2 high) can be attached.
- ③ 90° offset knob operators for vertical mount enclosure are available. Add the "N" designation to selected operator part number. Example, D7P-SM32N.
- ④ Low voltage contact blocks must be ordered separately.





Four Position Selector Switches, Non-Illuminated (Operator Only) ①

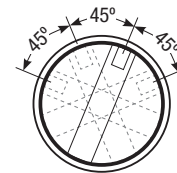
Switching Positions	Plastic operator with plastic bezel	Metal operator with metal bezel
		
	Catalog Number	Catalog Number
	D7P-SM42	D7M-SM42

Important Note: Cannot use N.C. or N.O.E.M contact blocks with 4-position selector switch. Contact blocks and mounting latches sold separately, see next page to order.

Ordering Instructions (Operator Only)

D7P	–	S	M4	2
Oper. Construction		Operator Type	Oper. Function	Knob Color
D7P - Plastic operator with plastic bezel (Type 4/4X/13, IP66)		S - Standard knob H - Long knob ③ List price changes	M4 - Maintained 45° switching angle	2 - Black knob white insert
D7M - Metal operator with metal bezel (Type 4/13, IP66)				

Target Table and Operator Positions ②③						
Contact Type	Catalog Number	Position on Mounting Latch				
N.O.	D7-X10	Left	0	0	X	0
		Right	X	0	0	0
		Center	X	0	X	0
N.C.E.B.	D7-X01B	Left	0	0	0	X
		Right	0	X	0	0
N.C.L.B.	D7-X01L	Left	X	X	0	X
		Right	0	X	X	X
		Center	0	X	0	X
Special Center Activation ④						
N.O.	D7-X10	Center CL	0	0	X	0
		Center CR	X	0	0	0
N.C.E.B.	D7-X01B	Center CL	0	0	0	X
		Center CR	0	X	0	0
N.C.L.B.	D7-X01L	Center CL	X	X	0	X
		Center CR	0	X	X	X



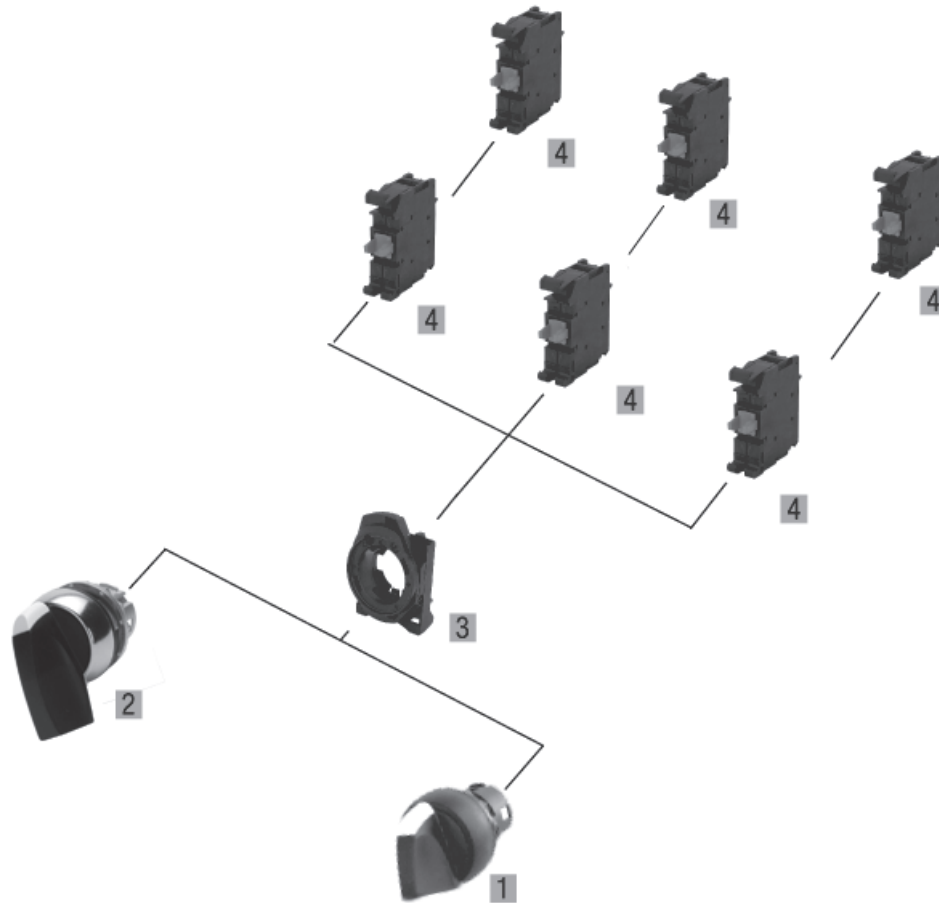
Switching Angle

Note: X = Closed/O = Open

- ① Legend plates sold separately. See page H73 for information.
- ② Up to 6 contact blocks (3 across / 2 high) can be attached.
- ③ Cannot use N.C. or N.O.E.M contact blocks with 4-position selector switch. Must use N.O., N.C.E.B., or N.C.L.B. contact blocks. Contact blocks and mounting latches sold separately, see next page to order.

- ④ Standard operators not available for Center position activation (CL/CR). Modification can be field installed with accessory item D7-ACP for center position activation. See accessory page H67 to order.
- ⑤ 30mm hole spacing will not work if long knob lever is used. See page H86 for recommended operator panel spacing.

Four Position Selector Switches, Non-Illuminated (Components) ❶



Component	Catalog Number	Pkg. Qty.
01 Standard Knob, plastic front bezel ❶ Maintained	Black D7P-SM42	1
Standard Knob, metal front bezel ❶ Maintained	Black D7M-SM42	
02 Long Knob, plastic front bezel ❶ Maintained	Black D7P-HM42	1
Long Knob, metal front bezel ❶ Maintained	Black D7M-HM42	
03 Tool-less Mounting Latch (for snap-on contact blocks and power modules) Plastic Latch Metal Latch	D7-ALP D7-ALM	10
04 Contact blocks ❷❸ NO NC late break (N.C.L.B.) NC early break (N.C.E.B.)	D7-X10 D7-X01L D7-X01B	10

- ❶ Legend plates sold separately. See page H73 for order information.
- ❷ Up to 6 contact blocks (3 across / 2 high) can be attached.
- ❸ Cannot use N.C. or N.O.E.M contact blocks with 4-position selector switch.

Two Position Selector Switches, Illuminated (Complete Kits) ①②③

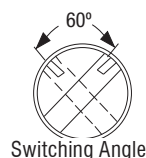
Switching Positions	Contact Block(s) ④	Power Module Type	Plastic operator with plastic bezel	Metal operator with metal bezel
			Catalog Number	Catalog Number
	Oper. Only	Oper. Only	D7P-LSM2⑤	D7M-LSM2⑤
	1	LED Integral	D7P-LSM2⑤P⑥▲▼	D7M-LSM2⑤P⑥▲▼
	2	LED Integral	D7P-LSM2⑤P⑥▲▼	D7M-LSM2⑤P⑥▲▼
	Oper. Only	Oper. Only	D7P-LSL2⑤	D7M-LSL2⑤
	1	LED Integral	D7P-LSL2⑤P⑥▲▼	D7M-LSL2⑤P⑥▲▼
	2	LED Integral	D7P-LSL2⑤P⑥▲▼	D7M-LSL2⑤P⑥▲▼
	Oper. Only	Oper. Only	D7P-LSR2⑤	D7M-LSR2⑤
	1	LED Integral	D7P-LSR2⑤P⑥▲▼	D7M-LSR2⑤P⑥▲▼
	2	LED Integral	D7P-LSR2⑤P⑥▲▼	D7M-LSR2⑤P⑥▲▼

Complete Kit Ordering Instructions

D7P	–	LS	M2	★	P	♠	▼
Oper. Construction D7P - Plastic operator with plastic bezel (Type 4/4X/13, IP66) D7M - Metal operator with metal bezel (Type 4/13, IP66)		Operator Type LS - Standard knob LH - Long knob ④ list price changes	Oper. Function M2 - Maintained, 60° switching angle L2 - Spring return from left, 60° R2 - Spring return from right, 60°	Knob Color 0 - Amber/White insert 3 - Green/White insert 4 - Red/White insert 5 - Yellow/Black insert 6 - Blue/White insert 7 - Clear/Black insert	Mounting Latch P - Plastic latch (D7P and D7M offered with plastic latch as standard) M - Metal latch <i>List price changes</i>	Power Module <i>Integral LED module</i> N3x, 24V AC/DC N5x, 120V AC N7x, 240V AC	Contacts ④⑤ X10 - 1NO X01 - 1NC (→) X20 - 2NO X02 - 2NC X11 - 1NO/1NC

(→) Positive Opening per EN60947-5-1 (applies to all NC contact block styles)

Contact Type	Mounting Position on Latch		
NO ④	All slots	0	X
NC ④	All slots	X	0

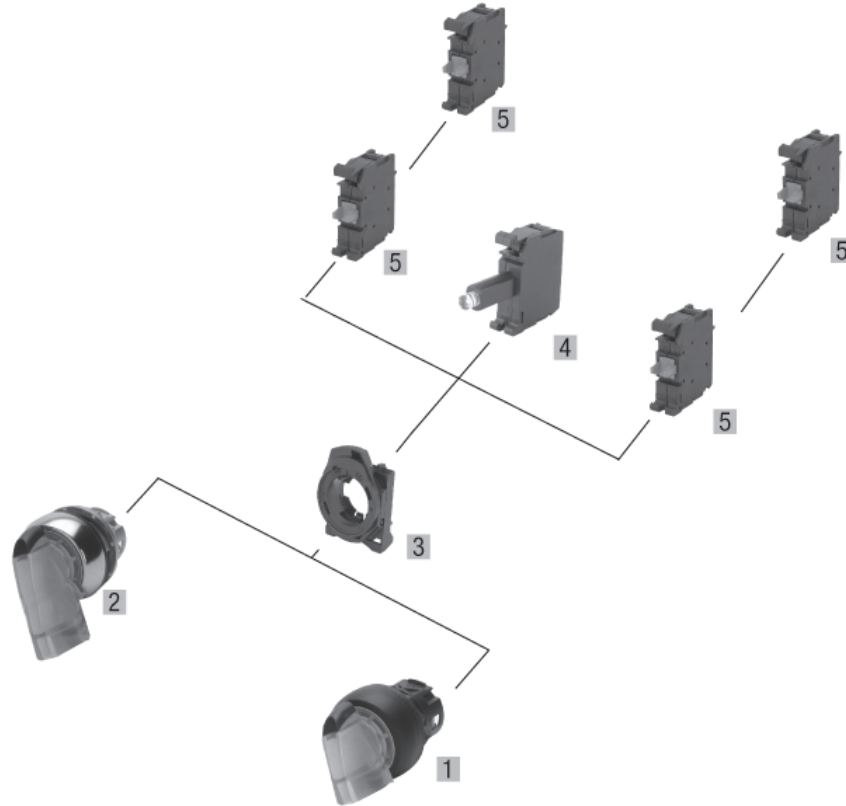


For lens color...	replace "x" with...
Green	G
Red	R
Amber Yellow Blue Clear	W

- ① Legend plates sold separately. See page H73 for order information.
- ② Up to 4 contact blocks can be attached.
- ③ See page H74 for complete kit ordering information on other special contact blocks and power modules.
- ④ Contact actuation is reversed for "L2" type switch.
- ⑤ LED Module required for illumination, cannot use incandescent module.

- ⑥ Only available in clear knob color.
- ⑦ Crevices may exist on product that may be unsuitable for certain applications. Please consult your Sprecher + Schuh representative.
- ⑧ 30mm hole spacing will not work if long knob lever is used. See page H86 for recommended operator panel spacing.

Two Position Selector Switches, Illuminated (Components) ❶



Component	Catalog Number	Pkg. Qty.
01 Standard knob, plastic front bezel ❸❹ Maintained 60° Spring return from left, 60° Spring return from right, 60° Standard knob, metal front bezel ❸❹ Maintained 60° Spring return from left, 60° Spring return from right, 60°	D7P-LSM2z D7P-LSL2z D7P-LSR2z D7M-LSM2z D7M-LSL2z D7M-LSR2z	1
02 Long knob, plastic front bezel Maintained 60° Clear Spring return from left 60° Clear Spring return from right 60° Clear Long knob, metal front bezel Maintained 60° Clear Spring return from left 60° Clear Spring return from right 60° Clear	D7P-LHM27 D7P-LHL27 D7P-LHR27 D7M-LHM27 D7M-LHL27 D7M-LHR27	1

Component	Catalog Number	Pkg. Qty.
03 Tool-less Mounting Latch (for snap-on contact blocks and power modules) Plastic Latch Metal Latch	D7-ALP D7-ALM	10
04 Power Module, Integral LED ❹ 24V AC/DC 120V AC 240V AC	D7-N3x D7-N5x D7-N7x	10
05 Contact blocks ❷ NO NC NO, low voltage NC, low voltage	D7-X10 D7-X01 D7-X10V ❹ D7-X01V ❹	10

- ❶ Legend plates sold separately. See page H73 for order information.
- ❷ Up to 4 contact blocks can be attached.
- ❸ 90° offset knob operators for vertical mount enclosure are available. Add the "N" designation to selected operator part number. Example, D7P-SM22N.
- ❹ To complete the catalog no., replace the x with one of the codes on the previous page.
- ❺ To complete the catalog no., replace the z with one of the following letters for desired color: 0 = Amber, 3 = Green, 4 = Red, 5 = Yellow, 6 = Blue, 7 = Clear. LED Module required for illumination, cannot use incandescent module.
- ❻ Low voltage contact blocks must be ordered separately.

Three Position Selector Switches, Illuminated (Complete Kits) ①④⑤

Switching Positions	Contact Block(s) ②③	Lamp Element Type	Plastic operator with plastic bezel	Metal operator with metal bezel
			Catalog Number	Catalog Number
 M3	Oper. Only	Oper. Only	D7P-LSM3④	D7M-LSM3④
	2	LED Integral	D7P-LSM3④P▲▼	D7M-LSM3④P▲▼
 L3	Oper. Only	Oper. Only	D7P-LSL3④	D7M-LSL3④
	2	LED Integral	D7P-LSL3④P▲▼	D7M-LSL3④P▲▼
 R3	Oper. Only	Oper. Only	D7P-LSR3④	D7M-LSR3④
	2	LED Integral	D7P-LSR3④P▲▼	D7M-LSR3④P▲▼
 B3	Oper. Only	Oper. Only	D7P-LSB3④	D7M-LSB3④
	2	LED Integral	D7P-LSB3④P▲▼	D7M-LSB3④P▲▼

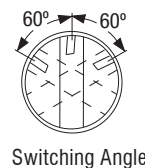
D7 Pilot Devices

Complete Kit Ordering Instructions

D7P –	LS	M3	★	P	♠	▼
Oper. Construction D7P - Plastic operator with plastic bezel (Type 4/4X/13, IP66) D7M - Metal operator with metal bezel (Type 4/13, IP66)	Operator Type LS - Standard knob LH - Long knob ⑥⑦ list price changes	Oper. Function M3 - Maintained, 60° switching angle L3 - Spring return from left, 60° R3 - Spring return from right, 60° B3 - Spring return from left and right, 60°	Knob Color 0 - Amber/White insert 3 - Green/White insert 4 - Red/White insert 5 - Yellow/Black insert 6 - Blue/White insert 7 - Clear/Black insert	Mounting Latch P - Plastic latch (D7P and D7M offered with plastic latch as standard) M - Metal latch List price changes	Power Module Integral LED module N3x, 24V AC/DC N5x, 120V AC N7x, 240V AC	Contacts ②③ X20 - 2NO X02 - 2NC (↻) X11 - 1NO/NC

↻ Positive Opening per EN60947-5-1 (applies to all NC contact block styles)

Contact Type	Mounting Position on Latch			
NO	Left (slot 1)	X	O	O
NO	Right (slot 2)	O	O	X
NC	Left (slot 1)	O	X	X
NC	Right (slot 2)	X	X	O

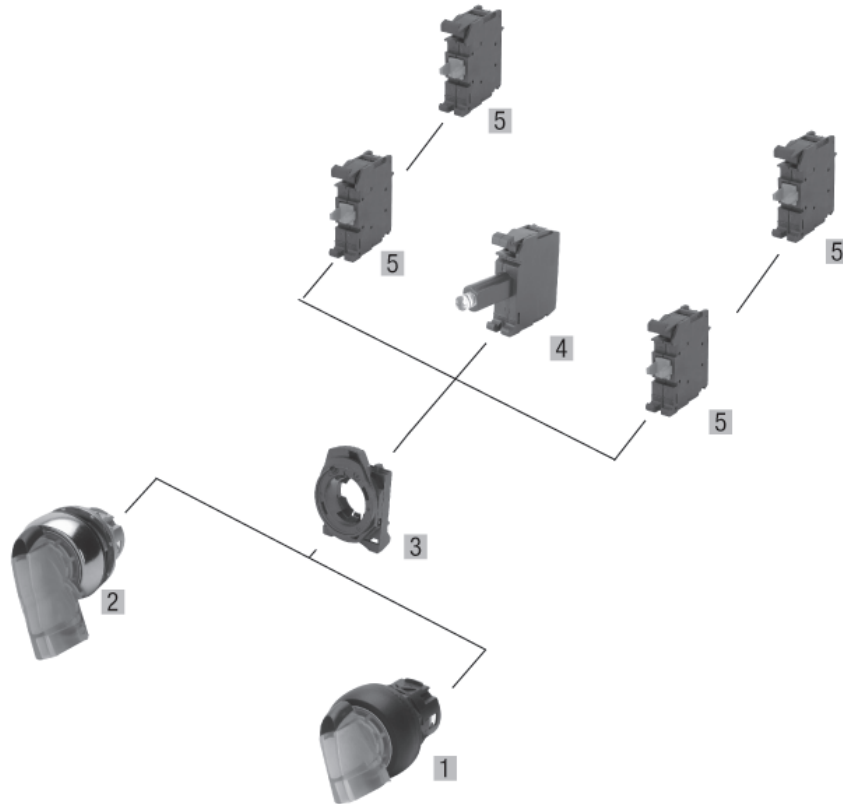


For lens color...	replace "x" with...
Green	G
Red	R
Amber Yellow Blue Clear	W

- ① Legend plates sold separately. See page H73 for information.
- ② Up to 4 contact blocks can be attached.
- ③ See page H74 for complete kit ordering information on other special contact blocks and power modules.
- ④ LED Module required for illumination, cannot use incandescent module.

- ⑤ Crevices may exist on product that may be unsuitable for certain applications. Please consult your Sprecher + Schuh representative.
- ⑥ Available in Clear/Black knob color only.
- ⑦ 30mm hole spacing will not work if long knob lever is used. See page H86 for recommended operator panel spacing.

Three Position Selector Switches, Illuminated (Components) ❶



Component	Catalog Number	Pkg. Qty.
01 Standard knob, plastic front bezel ❷❸ Maintained 60° Spring return from left, 60° Spring return from right, 60° Spring return from left and right, 60°	D7P-LSM3z D7P-LSL3z D7P-LSR3z D7P-LSB3z	1
Standard knob, metal front bezel ❷❸ Maintained 60° Spring return from left, 60° Spring return from right, 60° Spring return from left and right, 60°	D7M-LSM3z D7M-LSL3z D7M-LSR3z D7M-LSB3z	1
02 Long knob, plastic front bezel Maintained 60° Clear Spring return from left, 60° Clear Spring return from right, 60° Clear Spring return from left and right, 60° Clear	D7P-LHM37 D7P-LHL37 D7P-LHR37 D7P-LHB37	1
Long knob, metal front bezel Maintained 60° Clear Spring return from left, 60° Clear Spring return from right, 60° Clear Spring return from left and right, 60° Clear	D7M-LHM37 D7M-LHL37 D7M-LHR37 D7M-LHB37	1

Component	Catalog Number	Pkg. Qty.
03 Tool-less Mounting Latch (for snap-on contact blocks and power modules) Plastic Latch Metal Latch	D7-ALP D7-ALM	10
04 Power Module, Integral LED ❹ 24V AC/DC 120V AC 240V AC	D7-N3x D7-N5x D7-N7x	10
05 Contact blocks ❺ NO NC NO, early make NC, late break NO, low voltage NC, low voltage	D7-X10 D7-X01 D7-X10E D7-X01L D7-X10V D7-X01V	10

❶ Legend plates sold separately. See page H73 for information.

❷ Up to 4 contact blocks can be attached.

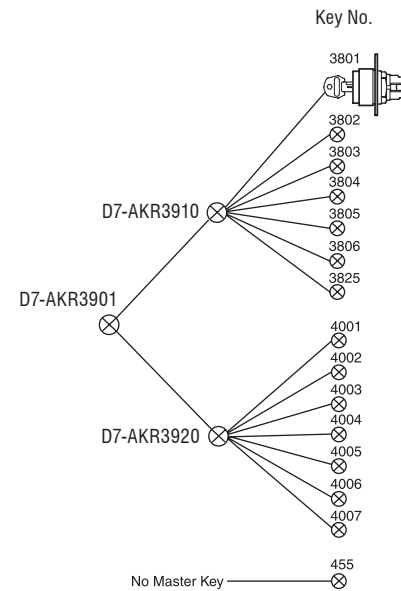
❸ 90° offset knob operators for vertical mount enclosure are available. Add the "N" designation to selected operator part number. Example, D7P-SM32N.

❹ To complete the catalog no., replace the x with one of the codes on the previous page.

❺ To complete the catalog no., replace the z with one of the following letters for desired color: 0 = Amber, 3 = Green, 4 = Red, 5 = Yellow, 6 = Blue, 7 = Clear. LED Module required for illumination, cannot use incandescent module.

Two Position Key Operated Selector Switches (Complete Kits) ①②

Switching Positions	Contact Block(s) ③④	Plastic operator with plastic bezel	Metal operator with metal bezel
		Catalog Number	Catalog Number
 M2	Oper. Only	D7P-KM2 ⑤⑥	D7M-KM2 ⑤⑥
	1	D7P-KM2 ⑤⑥P▼	D7M-KM2 ⑤⑥P▼
	2	D7P-KM2 ⑤⑥P▼	D7M-KM2 ⑤⑥P▼
 L2	Oper. Only	D7P-KL2 ⑤⑥	D7M-KL2 ⑤⑥
	1	D7P-KL2 ⑤⑥P▼	D7M-KL2 ⑤⑥P▼
	2	D7P-KL2 ⑤⑥P▼	D7M-KL2 ⑤⑥P▼
 R2	Oper. Only	D7P-KR2 ⑤⑥	D7M-KR2 ⑤⑥
	1	D7P-KR2 ⑤⑥P▼	D7M-KR2 ⑤⑥P▼
	2	D7P-KR2 ⑤⑥P▼	D7M-KR2 ⑤⑥P▼

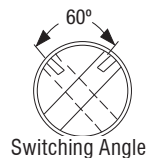


Complete Kit Ordering Instructions

D7P	–	KM2	★	♣	P	▼																												
Oper. Construction		Operator Type	Key Removal	Key Code		Mounting Latch	Contacts ③④																											
D7P - Plastic operator with plastic bezel (Type 4/13, IP66)		KM2 - Maintained, 60° switching angle, "Ronis" lock KL2 - Spring return from left, 60°, "Ronus" lock KR2 - Spring return from right, 60°, "Ronus" lock	1 - Left 2 - Right 3 - Both	<i>Omit this position for a standard key (3825)</i> Ronis Key Lock		P - Plastic latch (D7P and D7M offered with plastic latch as standard) M - Metal latch <i>List price changes</i>	X10 - 1NO X01 - 1NC X20 - 2NO X02 - 2NC X11 - 1NO/1NC																											
D7M - Metal operator with metal bezel (Type 4/13, IP66)				<table border="1"> <thead> <tr> <th>Key Code</th> <th>Key No.</th> </tr> </thead> <tbody> <tr><td>Blank</td><td>3825 (Standard)</td></tr> <tr><td>R</td><td>455</td></tr> <tr><td>01R</td><td>3801</td></tr> <tr><td>02R</td><td>3802</td></tr> <tr><td>03R</td><td>3803</td></tr> <tr><td>04R</td><td>3804</td></tr> <tr><td>05R</td><td>3805</td></tr> <tr><td>06R</td><td>3806</td></tr> <tr><td>27R</td><td>4001</td></tr> <tr><td>28R</td><td>4002</td></tr> <tr><td>29R</td><td>4003</td></tr> <tr><td>30R</td><td>4004</td></tr> <tr><td>31R</td><td>4005</td></tr> <tr><td>32R</td><td>4006</td></tr> <tr><td>33R</td><td>4007</td></tr> </tbody> </table>	Key Code			Key No.	Blank	3825 (Standard)	R	455	01R	3801	02R	3802	03R	3803	04R	3804	05R	3805	06R	3806	27R	4001	28R	4002	29R	4003	30R	4004	31R	4005
Key Code	Key No.																																	
Blank	3825 (Standard)																																	
R	455																																	
01R	3801																																	
02R	3802																																	
03R	3803																																	
04R	3804																																	
05R	3805																																	
06R	3806																																	
27R	4001																																	
28R	4002																																	
29R	4003																																	
30R	4004																																	
31R	4005																																	
32R	4006																																	
33R	4007																																	

➔ Positive Opening per EN60947-5-1 (applies to all NC contact block styles)

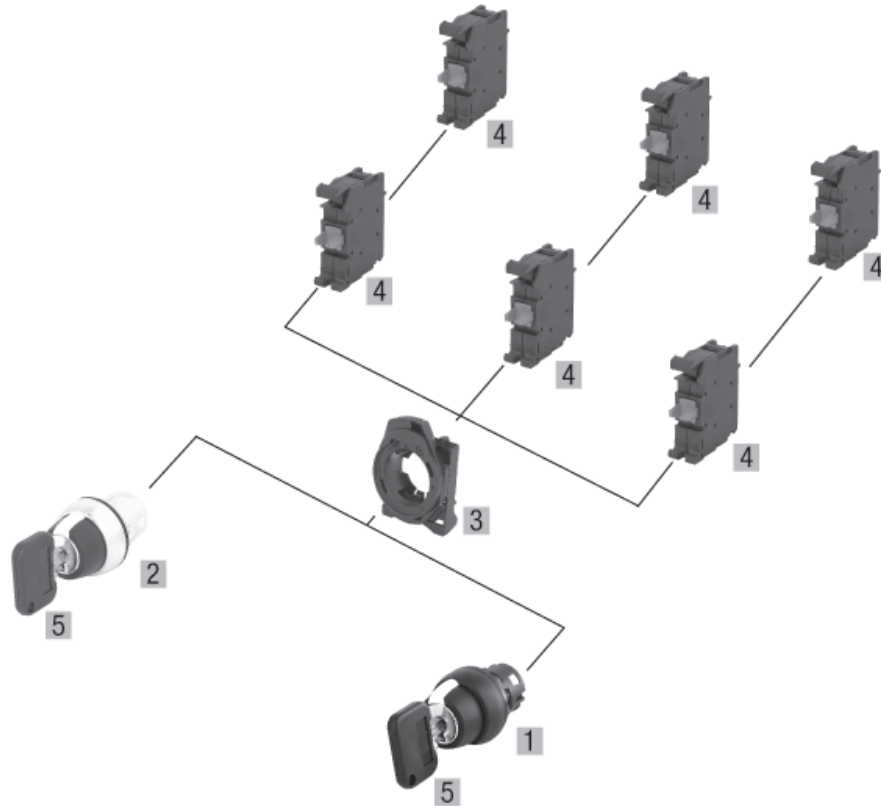
Contact Type	Mounting Position on Latch		
NO ⑤	All slots	0	X
NC ⑥	All slots	X	0



- ① Legend plates sold separately. See page H73 for information.
- ② Not intended for high security applications. Interoperability is possible with certain key/cylinder lock combinations.
- ③ Up to 6 contact blocks (3 across / 2 high) can be attached.

- ④ See page H74 for complete kit ordering information on other special contact blocks: Early make, late break, low voltage contact blocks.
- ⑤ Key removal from maintained position only.
- ⑥ Contact actuation is reversed for "L2" type switch.

Two Position Key Operated Selector Switches (Components) ❶



Component	Catalog Number	Pkg. Qty.
01 Plastic operator with plastic bezel, keyed, "Ronus" lock Maintained 60° Spring return from left, 60° Spring return from right, 60°	D7P-KM2ⓈⓂ D7P-KL2ⓈⓂ D7P-KR2ⓈⓂ	1
02 Standard knob, shiny metal front bezel, keyed, "Ronus" lock Maintained 60° Spring return from left, 60° Spring return from right, 60°	D7M-KM2ⓈⓂ D7M-KL2ⓈⓂ D7M-KR2ⓈⓂ	1
03 Tool-less Mounting Latch (for snap-on contact blocks and power modules) Plastic Latch Metal Latch	D7-ALP D7-ALM	10
04 Contact blocks ❷ NO NC NO, low voltage NC, low voltage	D7-X10 D7-X01 D7-X10V ❸ D7-X01V ❸	10

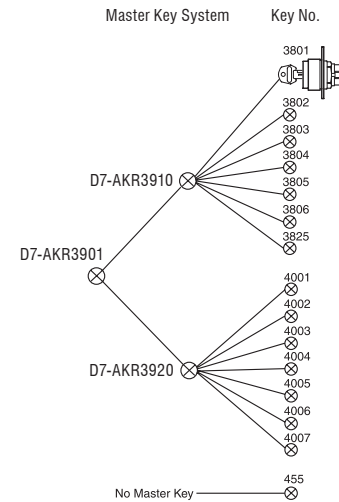
Component	Catalog Number	Pkg. Qty.	
05 Replacement Keys ❹			
Ronis 3825 (standard key)	D7-AKR3825	1 set	
Ronis 455	D7-AKR455		
Ronis 3801	D7-AKR3801		
Ronis 3802	D7-AKR3802		
Ronis 3803	D7-AKR3803		
Ronis 3804	D7-AKR3804		
Ronis 3805	D7-AKR3805		
Ronis 3806	D7-AKR3806		
Ronis 4001	D7-AKR4001		
Ronis 4002	D7-AKR4002		
Ronis 4003	D7-AKR4003		
Ronis 4004	D7-AKR4004		
Ronis 4005	D7-AKR4005		
Ronis 4006	D7-AKR4006		
Ronis 4007	D7-AKR4007		
Ronis 3901 ❸	D7-AKR3901		
Ronis 3910 ❸	D7-AKR3910		
Ronis 3920 ❸	D7-AKR3920		
<i>Note: Minimum order quantity is one package of 2 keys.</i>			

See "Complete Assembly Ordering Instructions" chart on opposite page to determine "Key Removal" (Ⓢ) and "Key Codes" (Ⓜ) if applicable.

- ❶ Legend plates sold separately. See page H73 for information.
- ❷ Up to 6 contact blocks (3 across / 2 high) can be attached.
- ❸ Master keys. See diagram on previous page for master key system details.
- ❹ Minimum order quantity is one package of 2 keys.
- ❺ Low voltage contact blocks must be ordered separately.

Three Position Key Operated Selector Switches (Complete Kits) ①②

Switching Positions	Contact Block(s)	Plastic operator with plastic bezel	Metal operator with metal bezel
		Catalog Number	Catalog Number
	Oper. Only	D7P-KM3	D7M-KM3
	2	D7P-KM3P	D7M-KM3P
	3	D7P-KM3P	D7M-KM3P
	Oper. Only	D7P-KL3	D7M-KL3
	2	D7P-KL3P	D7M-KL3P
	3	D7P-KL3P	D7M-KL3P
	Oper. Only	D7P-KR3	D7M-KR3
	2	D7P-KR3P	D7M-KR3P
	3	D7P-KR3P	D7M-KR3P
	Oper. Only	D7P-KB3	D7M-KB3
	2	D7P-KB3P	D7M-KB3P
	3	D7P-KB3P	D7M-KB3P

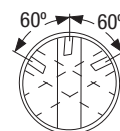


Complete Kit Ordering Instructions

D7P	–	KM3	★	♣	P	▼
Oper. Construction		Operator Type	Key Removal	Key Code	Mounting Latch	Contacts
D7P - Plastic operator with plastic bezel (Type 4/4X/13, IP66)		KM3 - Maintained, 60° switching angle, "Ronus" lock	1 - Left 3 - All 4 - Center 5 - Left/Center 7 - Center/Right	Omit this position for a standard key (3825) Ronis Key Lock	P - Plastic latch (D7P and D7M offered with plastic latch as standard)	X20 - 2NO X02 - 2NC X11 - 1NO/1NC X30 - 3NO X03 - 3NC X21 - 2NO/1NC X12 - 1NO/2NC
D7M - Metal operator with metal bezel (Type 4/13, IP66)		KL3 - Spring return from left, 60° switching angle, "Ronus" lock KR3 - Spring return from right, 60° switching angle, "Ronus" lock KB3 - Spring return from left and right, 60° switching angle, "Ronus" lock		Key Code Key No. Blank 3825 (Standard) R 455 01R 3801 02R 3802 03R 3803 04R 3804 05R 3805 06R 3806 27R 4001 28R 4002 29R 4003 30R 4004 31R 4005 32R 4006 33R 4007	M - Metal latch <i>List price changes</i>	

⊕ Positive Opening per EN60947-5-1 (applies to all NC contact block styles)

Contact Type	Mounting Position on Latch			
NO	Left (slot 1)	X	0	0
NO	Center (slot 3)	X	0	X
NO	Right (slot 2)	0	0	X
NC	Left (slot 1)	0	X	X
NC	Center (slot 3)	0	X	0
NC	Right (slot 2)	X	X	0

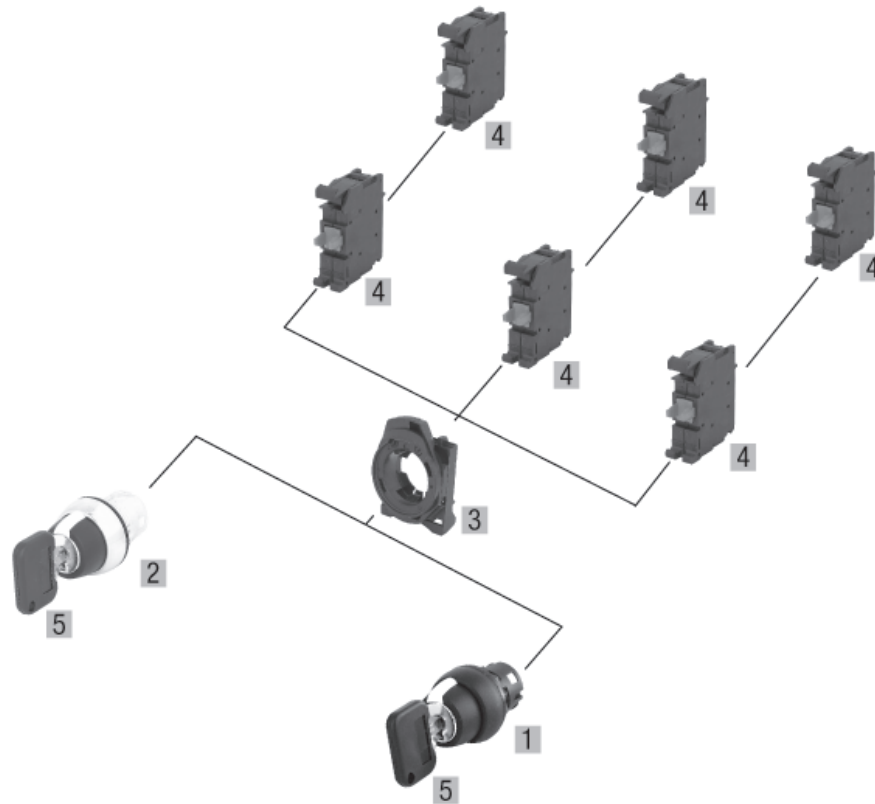


Switching Angle

- ① Legend plates sold separately. See page H73 for information.
- ② Not intended for high security applications. Interoperability is possible with certain key/cylinder lock combinations interoperability information.

- ③ Up to 6 contact blocks (3 across / 2 high) can be attached.
- ④ See page H74 for complete kit ordering information on other special contact blocks: Early make, late break, low voltage contact blocks.
- ⑤ Key removal from maintained position only.
- ⑥ Contact actuation is reversed for "L3" type switch.
- ⑦ Key removal position only valid with operator types D7_-KM3 and D7_-KL3.

Three Position Key Operated Selector Switches (Components) ①



Component	Catalog Number	Pkg. Qty.
01 Plastic operator with plastic bezel, keyed, "Ronus" lock Maintained 60° Spring return from left, 60° Spring return from right, 60° Spring return from left and right, 60°	D7P-KM3 Ⓞ♣ D7P-KL3 Ⓞ♣ D7P-KR3 Ⓞ♣ D7P-KB3 Ⓞ♣	1
02 Standard knob, shiny metal front bezel, keyed, "Ronus" lock Maintained 60° Spring return from left, 60° Spring return from right, 60° Spring return from left and right, 60°	D7M-KM3 Ⓞ♣ D7M-KL3 Ⓞ♣ D7M-KR3 Ⓞ♣ D7M-KB3 Ⓞ♣	1
03 Tool-less Mounting Latch (for snap-on contact blocks and power modules) Plastic Latch Metal Latch	D7-ALP D7-ALM	10
04 Contact blocks ② NO NC NO, low voltage NC, low voltage	D7-X10 D7-X01 D7-X10V ⑤ D7-X01V ⑤	10
05 Replacement Keys ④		

Component	Catalog Number	Pkg. Qty.
Ronis 3825 (standard key)	D7-AKR3825	1 set
Ronis 455	D7-AKR455	
Ronis 3801	D7-AKR3801	
Ronis 3802	D7-AKR3802	
Ronis 3803	D7-AKR3803	
Ronis 3804	D7-AKR3804	
Ronis 3805	D7-AKR3805	
Ronis 3806	D7-AKR3806	
Ronis 4001	D7-AKR4001	
Ronis 4002	D7-AKR4002	
Ronis 4003	D7-AKR4003	
Ronis 4004	D7-AKR4004	
Ronis 4005	D7-AKR4005	
Ronis 4006	D7-AKR4006	
Ronis 4007	D7-AKR4007	
Ronis 3901 ⑤	D7-AKR3901	
Ronis 3910 ⑤	D7-AKR3910	
Ronis 3920 ⑤	D7-AKR3920	

Note: Minimum order quantity is one package of 2 keys.

See "Complete Assembly Ordering Instructions" chart on opposite page to determine "Key Removal" (Ⓞ) and "Key Codes" (♣) if applicable.

- ① Legend plates sold separately. See page H73 for information.
- ② Up to 6 contact blocks (3 across / 2 high) can be attached.
- ③ Master keys. See diagram on previous page for master key system details.
- ④ Minimum order quantity is one package of 2 keys.
- ⑤ Low voltage contact blocks must be ordered separately.