

Series L11 Disconnect Switches

30A to 1200A

sprecher+
schuh



Big performance in a small package

L11 disconnects are rated up to 1200A and can be operated at up to 600V. They protect motors up to 500HP (@480V). The L11 may be installed on circuits capable of delivering up to 200,000A of short circuit fault current levels typically found in modern industrial facilities.

The L11 30A & 60A fusible switches incorporate removable fuse carriers with an optional neon blown fuse indicator carrier. This range of switches and handles also features a Test mode for circuit testing via D7 contact blocks. The 30A and 60A switches can be conveniently DIN-rail mounted or screw mount.

The L11 disconnect series ranges from 30A through 1200A. The L11 Fusible switches are available from 30A up to 800A. The L11 Non-Fusible switches are available from 30A up to 1200A. Optional auxiliary contacts can also be mounted on the switch for control circuit use. The L11 family performance comes in a compact design, leaving room for additional branch circuit components within the panel.

Maximum protection for downstream equipment

L11 switches are UL98 approved as a branch circuit protection device and engineered to provide excellent short-circuit protection for downstream equipment up to 200kA. The L11 fusible switches accept the latest small dimension Class CC, J, L and HRCII fuses. Type 2 protection limits let-through currents to levels specified for IEC equipment, and ensures that when the short circuit is cleared, the device will be operable.

Meets the toughest safety standards

The smaller L11 models offer a modular universal internal handle which provides an interlocked handle for test mode use and UL508A and NFPA 79 compliance in North America. The L11 switches meet IP20 for finger-safe wiring terminals and IP30 for touch-safe fuse carriers.

International standards and approvals

All Sprecher + Schuh L11 disconnect switches are UL Listed under File Number E47426, CSA, CE Marked and are designed to meet IEC 947-3, and applicable NEMA requirements.

Versatile Range of Accessories

All L11 Disconnects include a wide range of interchangeable accessories, reducing inventory and increasing flexibility.



Sprecher + Schuh's L11 series of fused and non-fused disconnect switches comply with service entrance requirements. This family of rod operated switches is suitable for applications that require small panel space and superior short circuit protection.

Choose L11 When the Application Requires


- UL 98 main panel disconnecting means
- UL 98 service entrance disconnecting means
- UL 508 at-motor disconnecting means
- NEMA KS-1 rated disconnecting means but in a smaller, more modular design than traditional NEMA disconnects
- IEC 60947-3 switch disconnecter

Double Knifeblade Contact Design

- Provides reliability, isolation, and welded contact recovery
- Silver-plated contacts to optimize current conduction

Comprehensive Accessories & Approvals


- Complete range of handles and operating shafts
- Conform to UL 98 standards
- UL Listed, CSA



L11-C30 with NFPA 79 Handle and D7 Auxiliary Contacts



L11-J100-1753



L11-N30-1753



L11-NU400-1753 with Lug Kits

Fusible - 30 to 800 Amps

NFPA 79 Compliant

L11 30A...800A Fusible switches are NFPA79 compliant, which meets the guidelines under the NFPA 79 standards 5.3.3.1 and 6.2.3.1.2.

NFPA 79 Internal Handle

- Provides a means to operate the disconnect switch without the use of accessory tools or devices (independent of door position)
- Patented interlock requires deliberate action to operate switch (while enclosure door is open)
- NFPA 79 and UL 508A compliant
- Integrated handle with tube shaft guard is compact and easily installed

Modular Accessories

- Removable fuse carriers provide dead-front switch during fuse change out
- IP20 finger safe wiring terminals
- Snap on D7 Contacts
- Modular global fuse carriers for Class J, Class L, HRCI-J and HRCII-C

Non-Fusible - 30 to 1200 Amps

NFPA 79 Compliant

L11 30A and 60A Non-Fusible switches offer all the same NFPA 79 Compliance and Handle options as their Fusible counterparts.


Convenient Auxiliary Control

- L11 30A and 60 amp units use snap on D7 auxiliary contacts
- L11 100 to 1200 amp units use Micro snap on auxiliary contacts

Complete Compatibility

- Non-Fused switches share most of the same accessories, handles, lugs, terminals, and locking mechanisms as the Fusible, making inventory control simple and easy.
- Both Fusible and Non-Fusible disconnects are available in several types of enclosures


Amp Rating (A)	Maximum Horsepower							No. of Poles	Catalog Number
	1 Ø (60Hz)		Three Phase (60Hz)			DC			
	120V	240V	240V	480V	600V	125V	250V		
UL Class CC and CSA HRCI-Misc Fuses									
30	2	3	7.5	15	20	3	5	3☉	L11-C30-1753
UL Class J and CSA HRCI-J Fuses									
30	2	3	7.5	15	20	3	5	3☉	L11-J30-1753
60	3	10	15	30	50	5	10	3☉	L11-J60-1753
100	7.5	15	30	60	75	7.5	20	3	L11-J100-1753
200	~	25	60	125	150	15	40	3	L11-J200-1753
400	~	50	125	250	350	20	50	3	L11-J400-1753
600	~	~	200	400	500	~	~	3	L11-J600-1753
UL Class L and CSA HRCII-L Fuses									
800	~	~	200	500	500	~	~	3	L11-L800-1753
CSA HRCII-C Fuses									
30	2	3	7.5	15	20	3	5	3☉	L11-H30-1753
60	3	10	15	30	50	5	10	3☉	L11-H60-1753
UL and CSA Non-Fused									
30	2	3	7.5	15	20	3	5	3	L11-N30-1753
60	3	10	15	30	40	5	10	3	L11-N60-1753
100	7.5	15	30	75	100	10	15	3	L11-NU100-1753
200	~	50	75	150	200	15	15	3	L11-NU200-1753
400	~	~	125	250	350	20	50	3	L11-NU400-1753
600	~	~	200	400	350	20	50	3	L11-NU600-1753
800	~	~	200	500	500	~	~	3	L11-NU800-1753
1200	~	~	200	500	500	~	~	3	L11-NU1200-1753



L11-30...60



L11-J100...L800



L11-NU100...NU1200

☉ Optional 4th Pole module accessory available

L11 Disconnect Features	Fusible Disconnect Switches				Non-Fusible Disconnect Switches			
	L11-C30, J30, J60	L11-J100, J200, J400	L11-J600	L11-L800	L11-N30, N60	L11-NU100, NU200, NU400	L11-NU600, NU800, NU1000	L11-NU1200
Fuse Type Class	CC or J	J	J	L				
Blown Fuse Indication ①	✓	~	~	~				
DIN-Rail Mountable	✓	~	~	~	✓	~	~	~
Multi-Tap Terminal Lug ②	✓	~	~	~	✓	~	~	~
4th Power Pole Module Adder ②	✓	~	~	~	✓	~	~	~
NFPA79 Compliant Handle Kits ②	✓	✓	✓	✓	✓	~	~	~
Auxiliary Contacts, D7 Pilot Device type ②	✓	✓	✓	✓	✓	~	~	~
Auxiliary Contacts, Micro Type ②	~	~	~	~	~	✓	✓	✓
Total Amount of Aux Contacts ②	6	8	8	8	6	2	2	2
Padlockable at Switch	✓②	✓	✓	✓	✓②	~	~	~
Enclosed Switches: Steel, Stainless Steel & Non-Metallic	✓	✓	☉	☉	✓	✓	☉	☉

① Optional Switch Selection

② Accessory Item

☉ Refer to Factory

Type 3/4/12
Watertight, Dusttight
Sheetmetal Enclosure



Type 4/4X
Watertight, Corrosion-Resistant
Stainless Steel Enclosure



Type 4/4X
Watertight, Corrosion-Resistant
Non-metallic Enclosure




UL Enclosed L11 Motor Disconnect Switches (Fused and Non-Fused)

See current catalog for complete details and specifications


Series L11 Disconnect Switches

Accessories




Fully Rated Fusible 4-Pole Module

- Provides flexibility in expanding power control capabilities
- Easy, snap-on field installation converts 3-pole switch to a 4-pole switch in seconds for a lower inventory cost (30/60A)



Fuse Carriers

- Exclusive blown fuse light indication accessory (30/60A)
- Removable fuse carriers for easy fuse installation and replacement
- Fuse carriers lock in when switch is ON
- Dead front for safety when fuse carrier is removed



Auxiliary Contact Blocks

Convenient use of D7 pilot device contact blocks for 30 to 800A fusible units. Micro-switch NOEB/NC auxiliary contact for 100 to 1200A non-fused units.



Type 4/4X Switch Handles

Rugged pistol grip switch handles offered in defeatable or non-defeatable functions. Available with Test Mode position for circuit testing (30/60A). All OSHA lockout/tagout compliant.



NFPA 79 Handle Kit

Includes NFPA 79 red handle mechanism, operating shaft, and tube shaft guard for option of switching during maintenance and testing.



Operating Shaft

Handle operating shaft lengths from 12" (305mm) to 22" (560mm)



Multi-tap Terminal Lug

Eliminates cost for a separate distribution block in panel (30/60A)



Many Other Accessories

Protective covers, terminal lugs and shrouds, locking attachments, and more.

For more information, or to contact your Sprecher + Schuh representative, visit www.sprecherschuh.com

Sprecher + Schuh US Division Headquarters • 15910 International Plaza Dr., Houston, TX 77032
Customer Service: (877) 721-5913; Fax: (800) 739-7370